

**East Para
Primary School**

EASTERN VOICE



**Term 1 Week 10
5th April 2018**

CALENDAR DATES

TERM 1

Week 10

06/4/18 SAPSASA
Athletics

Week 11

10/4/18 Governing
Council

13/4/18 Whole School
Assembly
9:00 am

**13/4/18 LAST DAY
OF TERM
EARLY
DISMISSAL
2:15pm**

TERM 2

Week 1

4/5/18 Mothers Day
Stall



From the Leadership Team

The East Para Primary School Governing Council needs your help.

Our Governing Council meets twice a term, commencing at 7:30p.m.

The Governing Council works collaboratively with the Principal to

- develop and monitor the Site Improvement Plan.
- collaboratively review school initiatives and policies.
- receive and evaluate student achievement, behaviour and attendance data.
- monitor and review the school finances (including Canteen and O.S.H.C.).

Governing Council members can also elect to be part of a sub-committee. Our Governing Council also actively supports school events such as the BBQ tea at the disco - Term 4 last year, assisting with Harmony Day - this year and organising Mothers' and Fathers' Day Stalls.

Special mention must go to Fiona N. for her outstanding work to organise the Mothers' Day Stall for 2018.

Prior to each meeting Governing Councillors receive a report, which includes the agenda of the meeting, the minutes of the previous meeting and reports from all classes as well as reports from sub-committees.

Your participation in our Governing Council is needed.

I hope to see you at Governing Council next Tuesday!

S.A.P.S.A.S.A.

The second SAPSASA carnival for the year, Athletics, will be held this Friday.

I would like to acknowledge the comprehensive work of Pete Waller, to enable our school to participate in SAPSASA.

Pete's work includes the monitoring and review of the EPPS SAPSASA. Policy making sure that our policy and site processes are aligned and are transparently and consistently applied.

Pete also fully prepares all students and organises both staff and parent support of students attending the carnival.

As written in the EPPS SAPSASA Policy

For a student to be selected to one of our SAPSASA teams is a privilege.

We expect EPPS students to demonstrate our RITCHR values before, during and after carnivals. Thank you and all the best for a most successful Athletics carnival tomorrow.

Ros Frost

Keeping Safe: Child Protection Curriculum

Throughout the year students will be engaging with the Keeping Safe: Child Protection Curriculum (KS:CPC). The teachers delivering the program have received explicit training in the Curriculum. It is a Department for Education and Child Development (DECD) responsibility under the Children's Protection Act (1993) and the Child Protection in Schools, Early Childhood Education and Care Services policy to ensure that effective abuse prevention programs are implemented and that all children and young people have access to the approved child protection curriculum. Although parent permission is not required under the Education Act (1972), we encourage parents/caregivers to seek further clarification if required and to provide the teacher with any relevant information about their child that could alleviate any concerns.

The KS:CPC is an evidence based, best practice curriculum developed collaboratively with child protection specialists, teachers, educational leaders and other professionals. It covers a range of concepts including new additional material on contemporary issues such as bullying and cyber safety.

The KS:CPC is divided into five documents specific to the year level of the students plus two additional documents for educators working with students from cultural or linguistically diverse backgrounds and for students with disability.

There are 2 main themes:

- We all have the right to be safe
- We can help ourselves to be safe by talking to people we trust

There are 4 focus areas:

- The right to be safe
- Relationships
- Recognising and reporting abuse
- Protective strategies

These focus areas are taught in a manner that is age appropriate. Below you can see a summary of the topics within the focus areas for Junior Primary, Middle Primary and Upper Primary.

YEARS R-2

The right to be safe

- feelings, being safe, warning signs, risk taking and emergencies

Relationships

- trust and networks, rights and responsibilities, use and abuse of power

Recognising and reporting abuse

- names of parts of the body, recognizing abusive situations and secrets

Protective strategies

- practising protective strategies, persistence.

Continued page 2

Ph: 8264 3944

12 Caroon Ave,
Modbury Heights
SA 5096

EPPS website: www.epps.sa.edu.au

EPPS email: dl.1134.admin@schools.sa.edu.au

DECD website: www.decd.sa.gov.au

**THIS SCHOOL
PROMOTES A SMOKE
FREE ENVIRONMENT**



Government of South Australia
Department for Education and
Child Development

Netball News

We would like to wish both sub junior teams all the very best for their Grand Final matches on Friday night. Both matches are being played at Lothian Avenue Windsor Gardens.

Sub Junior 6 Maroon – coached by Ali Collins will play at 7pm Court 4

Sub Junior 3 – coached by Tracey Osborn will play at 8:30 Court 3

Play strong, play fair and most of all, enjoy the experience! Good luck to all players.

Netball Presentation

Summer season presentation to be held on **Friday 4th May** in the school gym at 3.30pm until 4.30pm Presentation at approx. 4pm. All players are asked to bring a plate to share with drinks provided.



Coles 'Sports for School' program has now finished. If you have any vouchers, please bring them to the front office. Thank you for your support with this program.



From the Leadership Team Cont.

YEARS 3-5

The right to be safe

- exploring the concept of safety, reviewing the concept of warning signs, unsafe situations and acceptable risk taking

Relationships

- understanding rights and responsibilities, trust and networks, developing personal identity, power in relationships

Recognising and reporting abuse

- privacy and names of parts of the body, recognizing abuse, neglect and unsafe secrets, internet, telephone and media safety

Protective strategies

- problem solving and keeping safe, review of networks.

YEARS 6-7

The right to be safe

- safety and risk taking, warning signs and emergencies

Relationships

- rights and responsibilities in relationships, power in relationships, bullying as an abuse of power

Recognising and reporting abuse

- recognizing abuse, identifying abuse and neglect, electronic media abuse

Protective strategies

- problem solving strategies, network view and community support

More information can be found on the DECD child protection curriculum site

<http://www.decd.sa.gov.au/teachingandlearning/pages/pandp/Childprotection/>

Please speak with your child and just reinforce that schools are a safe place with trusted adults. If they feel unsafe at any time whilst at school or on their way to and from school, we encourage them to report this to a trusted adult that works at the school.

Aaron McPherson



MOTHERS DAY STALL

**WHEN: THURSDAY 10TH
AND LUNCHTIME FRIDAY 11TH OF
MAY (WEEK 2)**

WHERE: IN THE OSHC ROOM

All gifts at pocket money prices

Great range of gifts for all tastes.

Prices from \$1 to \$5. Cash Only

DOOR PRIZE

Term 1 Week 10



Mia



Keirah



Tara



Amber

Term 1 Week 11



Jaimie



Aliyah



Jemma

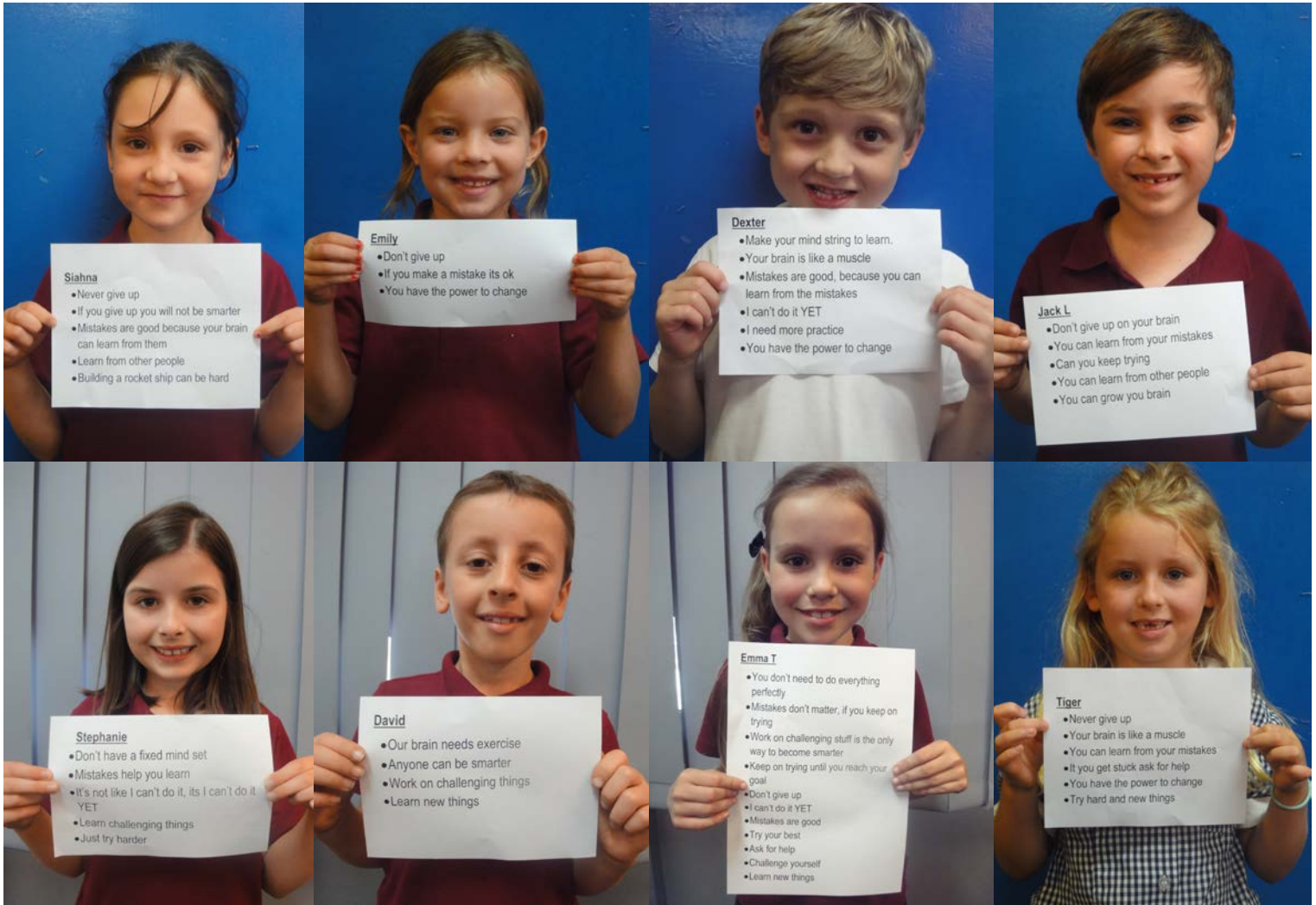
**Traffic
Monitors**

Physical Education with Mr Waller

Over the last five weeks our middle primary classes (Rooms 15, 20, 21 and 22) have been looking at using a positive mind set in our PE lessons.

We viewed a series of videos of a character Mojo and his adventures at school. We made links to what was happening to him and how it was familiar to what we experience here at East Para. Our first learning was that our brain is a muscle and to improve its performance we need to do challenging activities.

At the end of the unit we created slogans to use, that will motivate us to meet these challenges. We played a series of different challenges that tested our skill and our brain to create ways in which to solve problems and perform different tasks. Below are pictures with our 'positive mind set slogans'.



School SAPSASA

Information

Tomorrow Friday 6th April 2018 54 East Para students will represent the school in the annual SAPSASA Salisbury District Athletics Carnival.

A reminder to all students, you must be in Room 6 at 8:20am Friday morning.

Ms Huzzell, Mrs Gebert, Mr McPherson and I (Mr Waller) will be the teacher's on duty the carnival.





Wilderness Escape
Outdoor Adventures


APRIL SCHOOL HOLIDAY ADVENTURES

Book your **day program** or **camp adventure!**
Full details & bookings at wildernessescape.com.au/holiday-programs/



Early bird discounts available


Adventure Camp



Snowkelling Day


Mountain Biking




Surfing Day

What's included:


- Qualified Outdoor Education Managers
- Healthy lunches
- Transport (unless specified)
- A fun day spent outdoors!



Kayaking Shipwrecks



Family Adrenaline Day



Rock Climbing Day

Ph: (08) 8165 2022




Yr 4-7 School Holiday Clinic

GREAT FOR BEGINNERS AND EXPERIENCED PLAYERS!

WHEN: Thursday 26th April, 2018
WHERE: Brighton Secondary School, Volleyball Gym.
TIMES: 9:00am - 3:00pm
COST: \$55
REGISTRATIONS: www.volleyballsas.com.au/holidayclinics

Phone: 8363 1265
junior@volleyballsas.com.au

Parking Around Schools

Due to the chaotic nature of traffic around schools at peak times, streets can be an extremely dangerous place for children.

Young children have not yet fully developed their cognitive abilities and therefore their perception, judgement and awareness of potentially dangerous situations is not adequately developed to enable them to cope with the road traffic.

Children are not easily visible and often act impulsively, which means if you are driving around a school take special care, to ensure we keep our children safe. Remember that children copy grown-ups - encourage good road sense by watching them closely and leading by example.


5 Helpful Tips for School Zones

As parents and caregivers we have a great responsibility to ensure children stay safe in school zones. We also play a key role in educating children about road safety. Here are 5 helpful tips for safety in school zones:

1. Allow enough time to take your child to the school gate safely and without rushing.
2. Always observe parking signs and speed limits in and around school zones. They are designed to keep your child safe.
3. Talk about signs and traffic lights with your child. Identify and discuss places where it is safe to get out of the car and cross the road.
4. Teach your child how to cross the road using the 'stop, look and listen' process - stop at the kerb, look and listen for traffic and then decide whether it is safe to cross.
5. Park a few streets away and walk your child to school. This is also good exercise and helps teach your child road safety rules.


Behaviours to Avoid

- Speeding
- Double parking
- Parking too close to an intersection
- Parking across driveways
- Parking too close to pedestrian crossings



City of Salisbury 12 James Street, Salisbury SA 5108
T: 08 8406 8222 E: city@salisbury.sa.gov.au
www.salisbury.sa.gov.au




[facebook.com/cityofsalisbury](https://www.facebook.com/cityofsalisbury) twitter.com/cityofsalisbury



Common Traffic Signs

The City of Salisbury has implemented a comprehensive traffic management and parking scheme in the streets surrounding your child's school to help make it a safe place.

Going against the road rules places not only your child's life at risk, but those of others. Tragedies can occur if care is not taken to abide by these rules. Below are some explanations of signs that are placed around schools to ensure your child stays safe.

	No Parking Signs Drop off and pick up only. You must not queue or wait here. The driver must remain with the vehicle.
	No Parking Signs The same rules apply as the previous 'No Parking' sign, however, the rules only apply during the times and days shown on the sign.
	No Stopping Signs You must not stop in a 'No Stopping' area at anytime. Drop off and pick up is not allowed even for the briefest.
	Yellow Kerb Lines An unbroken yellow kerb line is a no stopping line and therefore the same rules apply as for a 'No Stopping' sign.
	Bus Zone Signs You must not stop within a bus zone at any time. This zone is only available to public buses.
	Obstruct Driveways A vehicle must not obstruct an entrance way or crossing point to a property, even if it is your own.

Reserves, Footpaths & Verges
It is an offence to drive or park on a reserve, footpath or dividing strip and could cause an accident, injure a pedestrian or damage property.